



Activity Sheets for 3.0

English

Little Learners



MY GREAT GREEN ROOM

List of things from the story

1.

2.

3.

4.

5.

Why do you think it is important to do these types of activities with your child?

Were you surprised by anything your child did or said?

Why or why not?

Did you enjoy this week's activities for you and your child?

Read the questions. Fill in your answers. Your home visitor will talk with you about these soon.

Family Feedback:

Parent Name: _____ Child Name: _____

Date: _____





Date: _____

Parent Name: _____

Child Name: _____

Family Feedback:

Read the questions. Fill in your answers. Your home visitor will talk with you about these soon.



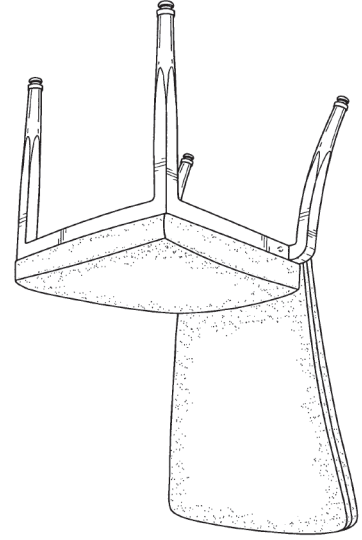

How well does your child remember things in the book *Goodnight Moon*?

Does your child select the book to look at on their own or ask you to read it at times other than HIPPY?

What do you think your child learned from the water activities?

How active is your child on a regular day?

How active was your child during the Do as I Do game?





Activity Sheet 2: Language and Literacy – Goodnight Moon, Find the Picture

HIPPY FOR LITTLE LEARNERS: WEEK 3

How do you think the step activity will help with your child's balance?

What is a favorite routine that you have in your family?

Why was that activity a favorite?

What activity did you and your child enjoy the most this week?

Read the questions. Fill in your answers. Your home visitor will talk with you about these soon.

Family Feedback:

Parent Name: _____
Child Name: _____

Date: _____



Read the questions. Fill in your answers. Your home visitor will talk with you about these soon.

What do you notice is different about this storybook from *Goodnight Moon*?

Did you have an opportunity to see any animals this week? How did your child respond?

What do you notice about your child's fine motor skills?

How do you think the *crawling like a cat* activity will help with your child's balance?

Family Feedback:

Date: _____

Parent Name: _____

Child Name: _____






Activity Sheet 1: Language and Literacy – Oink, Moo, Meow, Pick a Pet

HIPPY FOR LITTLE LEARNERS: WEEK 5





HIPPY FOR LITTLE LEARNERS: WEEK 5
.....
Activity Sheet 2: Language and Literacy – Oink, Moo, Meow, Pick a Pet

What were some of the animals your child chose for outdoor pets?

Did your child understand the idea that fewer ducks came back each time? What can you do to help them understand this idea?

What did your child enjoy about "The 5 Little Ducks" finger play? Which parts did they not enjoy?

Did your child use the words in/inside or out/outside in a new way this week? Give an example.

Read the questions. Fill in your answers. Your home visitor will talk with you about these soon.

Family Feedback:

Parent Name: _____ Child Name: _____

Date: _____





Activity Sheet 1: Language and Literacy – Oink, Moo, Meow, Can You Guess?

HIPPY FOR LITTLE LEARNERS: WEEK 6







Activity Sheet 3: Motor – Movement, Puppets

HIPPY FOR LITTLE LEARNERS: WEEK 6

What are some ways you can help your child build observation skills?

Did your child understand the idea that fewer ducks came back each time? What can you do to help them understand this idea?

Why was it important for your child to act out the 5 Little Ducks rhyme?

What kind of help did your child need during the scavenger hunt?

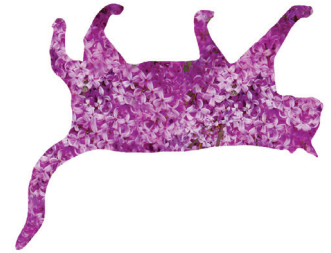






Read the questions. Fill in your answers. Your home visitor will talk with you about these soon.

Family Feedback:

Parent Name: _____
Child Name: _____

Date: _____





Why do you think the eye and binocular activities were included this week?

If not, how did you change the activity?

Was your child able to keep their eyes closed and hand the spoons to you? Could they put the cups together?


Read the questions. Fill in your answers. Your home visitor will talk with you about these soon.

Family Feedback:

Parent Name: _____
Child Name: _____

Date: _____






Activity Sheet 1: Language and Literacy – Brown Bear, Sequencing

HIPPY FOR LITTLE LEARNERS: WEEK 8





What concerns or comments do you have about this week's activities?

What other things have you done to practice clapping and patting?

How is your child doing when you ask them to join in while you are reading?

Read the questions. Fill in your answers. Your home visitor will talk with you about these soon.


Family Feedback:

Date: _____
Parent Name: _____
Child Name: _____



Activity 5: Motor – Move Like Story Characters

HIPPY FOR LITTLE LEARNERS: WEEK 8





















Things to think about and do

- Ask another family member to sit and listen to your child "read" *Brown Bear, Brown Bear, What Do You See?*
- Play the board game with another family member.
- Read the book *Mouse Paint* by Ellen Stoll Walsh.

THINK







Do you play the games at other times during the day? When?

What was a highlight or favorite part this week?

What tasks using fine motor muscles does your child struggle with?

What do you think your child learned from the 3 weeks of reading *Brown Bear, Brown Bear, What Do You See?*

Read the questions. Fill in your answers. Your home visitor will talk with you about these soon.

Family Feedback:

Parent Name: _____ Child Name: _____

Date: _____




Activity 5: Motor – Fine Motor, Clothes Pin Pick-up

HIPPY FOR LITTLE LEARNERS: WEEK 9



HIPPY FOR LITTLE LEARNERS: WEEK 10

Activity Sheet 1: Language and Literacy – I Like It When, Kindness Coloring



What were some of the words your child used when feeling for objects?

What do you think about the book, *I Like It When?*

Singing, tapping and marching all at the same time is a high level skill. It may be hard for your child. How did your child do with this activity?

Read the questions. Fill in your answers. Your home visitor will talk with you about these soon.

Family Feedback:

Parent Name: _____
Child Name: _____

Date: _____



Activity 5: Motor – Sing, Clap and Tap With Me

HIPPY FOR LITTLE LEARNERS: WEEK 10

Date: _____

Parent Name: _____

Child's Name: _____

Read the questions. Fill in your answers. Your home visitor will talk with you about these soon.

How hard is it for your child to learn words to the songs and finger plays?

How do you think the song "If You're Happy and You Know It" helps your child understand their feelings and how others feel?

Which activity did you like the best this week? Why?



What did you or your child have trouble with this week?

What happened when your child tried new foods this week?

How often does your child hear music throughout the day?

Read the questions. Fill in your answers. Your home visitor will talk with you about these soon.

Parent Name: _____ Child's Name: _____

Date: _____

Family Feedback

HIPPY FOR LITTLE LEARNERS: WEEK 12

Date: _____
Parent Name: _____
Child's Name: _____

Read the questions. Fill in your answers. Your home visitor will talk with you about these soon.

What did your child like (or not like) about the book Families?

What foods does your child like to eat for a snack?

What new food has your child tried lately?

What was your experience with pretending to visit with your child and talking to them?

Date: _____

Parent Name: _____


Child's Name: _____


Read the questions. Fill in your answers. Your home visitor will talk with you about these soon.

What has your child learned about your family from the book Families and activities?

What type of marks does your child make with crayons or markers?

When do you see your child wanting or not wanting to share?





(Circles are for female family members. Squares are for male family members. Triangles are for pets. Draw more shapes if needed.)







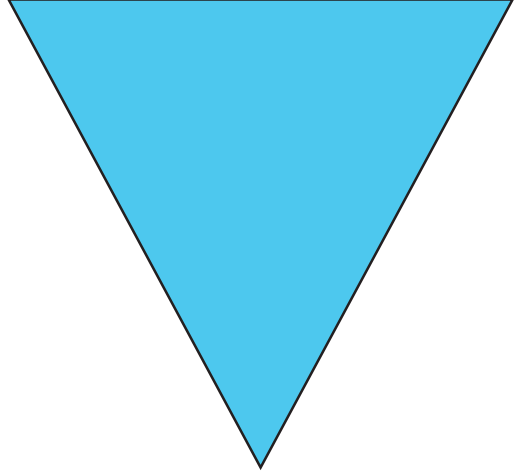






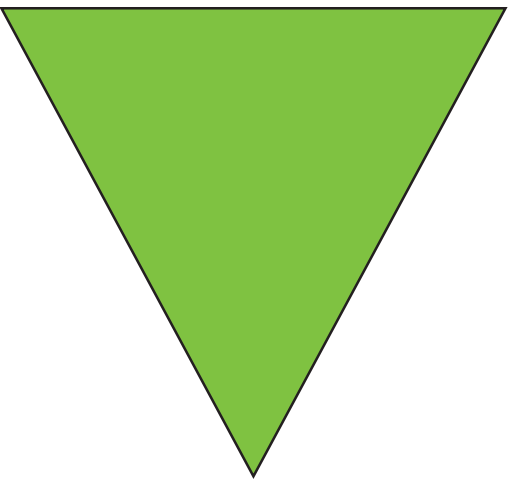
Read the questions. Fill in your answers. Your home visitor will talk with you about these soon.

Date: _____ Parent Name: _____ Child's Name: _____

Were the vehicle pictures easy or hard for your child to identify?

Why do you think the shaving cream activities were important?

What did your child learn by creating their family tree?



What do you like about using the HIPPY Shape Sorter in the activities?

What are some ways you keep your child physically active?

What did your child think of the new book? Were they familiar with any of the vegetables?

Read the questions. Fill in your answers. Your home visitor will talk with you about these soon.

Parent Name: _____ Child's Name: _____

Date: _____

Family Feedback

HIPPY FOR LITTLE LEARNERS: WEEK 16

Hoe



Watering Can



Shovel

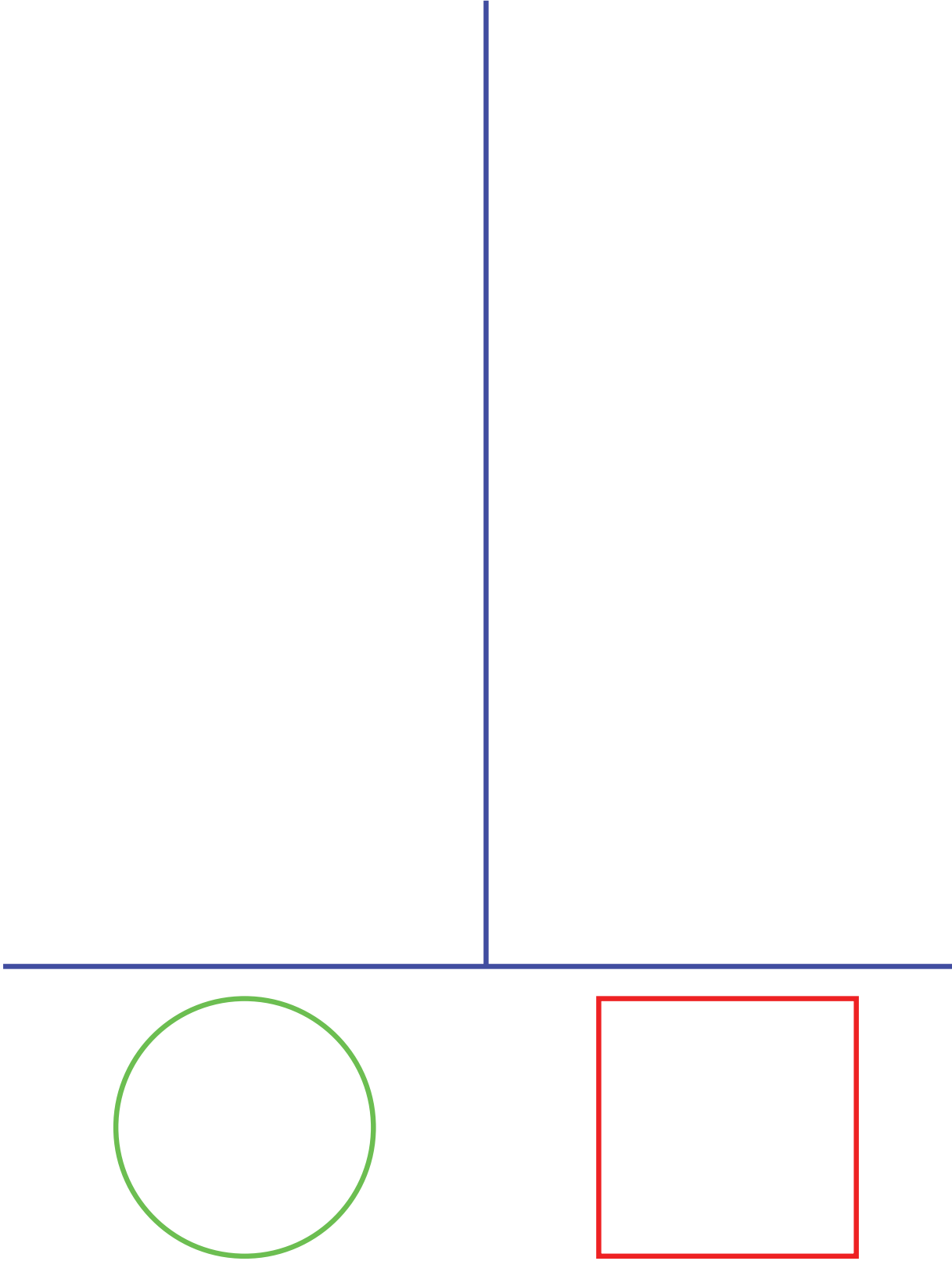




Gloves



Rake







Read the questions. Fill in your answers. Your home visitor will talk with you about these soon.

How successful was the circle and square hunt? Were you surprised at how many things are in the shape of a circle or square? What surprised you or your child the most?

What activity did you like best this week? What activity do you think your child liked best this week?

What activity did you like least this week? What activity do you think your child liked least this week?



Activity Sheet 1: Language and Literacy – Growing Vegetable Soup

HIPPY FOR LITTLE LEARNERS: WEEK 18



HIPPY Vegetable Soup

1 onion



2 potatoes



3 tomatoes



4 stalks of celery



5 carrots



6 cups of water



salt, pepper, garlic and oregano to taste

Wash the vegetables.

• Peel the onion, potatoes and carrots.

• Cut the vegetables and put them in a pot or slow cooker.


• Add the water. If using a slow cooker, cook on high for 6 hours.

• If using a pot, bring vegetables to a boil and simmer for 2 hours.

Eat and enjoy!

(Add any other vegetables such as green beans, peas or corn that your family may enjoy.)





Activity Sheet 3: Language and Literacy – Making Vegetable Soup

HIPPY FOR LITTLE LEARNERS: WEEK 18





A kindness stone for _____
Love,

A kindness stone for _____
Love,

A kindness stone for _____
Love,

A kindness stone for _____
Love,

A kindness stone for _____
Love,

A kindness stone for _____
Love,

What vegetables does your family enjoy eating?

What are your thoughts about cooking with your child?

Who did your child give the kindness stones to?

Read the questions. Fill in your answers. Your home visitor will talk with you about these soon.

Parent Name: _____ Child's Name: _____

Date: _____

Family Feedback

HIPPY FOR LITTLE LEARNERS: WEEK 18

How often does your child use crayons or markers?


What are the things that your child is able to do alone?


What did you and your child enjoy about the new book *Ten Little Fingers and Ten Little Toes*?

What did you like best about the activities this week?

Read the questions. Fill in your answers. Your home visitor will talk with you about these soon.

Date: _____
Parent Name: _____
Child's Name: _____





Date: _____

Parent Name: _____

Child's Name: _____

Read the questions. Fill in your answers. Your home visitor will talk with you about these soon.

What do you think your child learned from the flashlight activities this week?

What motor skill is your child struggling with?

Is your child able to repeat any of the rhymes?

Why do you think it is important for your child to hear and say rhymes?

What time of the day is the best HIPPY time for you? Why?

What was the hardest activity for you and/or your child this week? Why?

What type of music does your child enjoy?

What did your child enjoy the most about the story Ten Little Fingers and Ten Little Toes?


Read the questions. Fill in your answers. Your home visitor will talk with you about these soon.

Parent Name: _____
Child's Name: _____

Date: _____

Family Feedback

HIPPY FOR LITTLE LEARNERS: WEEK 21



Activity Sheet 1: Language and Literacy – Dramatic Play

HIPPY FOR LITTLE LEARNERS: WEEK 22



How do you think the activities this week strengthened your child's thinking skills?

How did these activities make your child more aware of their shadow?

What did you see when your child did the kicking activity?

Read the questions. Fill in your answers. Your home visitor will talk with you about these soon.

Date: _____
Parent Name: _____
Child's Name: _____

Sad



Scared/Afraid



Happy



Angry



Excited



What changes have you noticed about your child's fine motor muscles?

Are there certain children that your child likes to play with? Who are they?

Is your child able to understand your mood or feeling by the look on your face? How do they respond to you?

Read the questions. Fill in your answers. Your home visitor will talk with you about these soon.

Parent Name: _____ Child's Name: _____

Date: _____













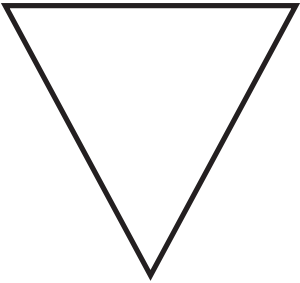
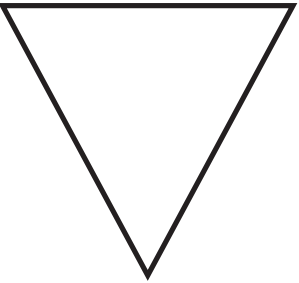
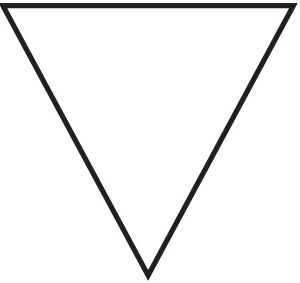



Family Feedback

HIPPY FOR LITTLE LEARNERS: WEEK 23



The image contains four distinct shapes, each enclosed in a red dashed border. In the top-left quadrant, there is an inverted triangle with three small circles (holes) inside: two are positioned near the top horizontal edge, and one is centered near the bottom vertex. In the top-right quadrant, there is a square with four small circles (holes) arranged in a 2x2 grid. In the bottom-left quadrant, there is a large circle with a single small circle (hole) centered within it. In the bottom-right quadrant, there is a vertical rectangle with two small circles (holes) arranged vertically in the center.





How did your child do with counting the holes? Were they able to count and touch one at a time?

What did your child enjoy or not enjoy about the storybook?

What fruits does your child enjoy eating? Are they willing to share with a sibling or friend?

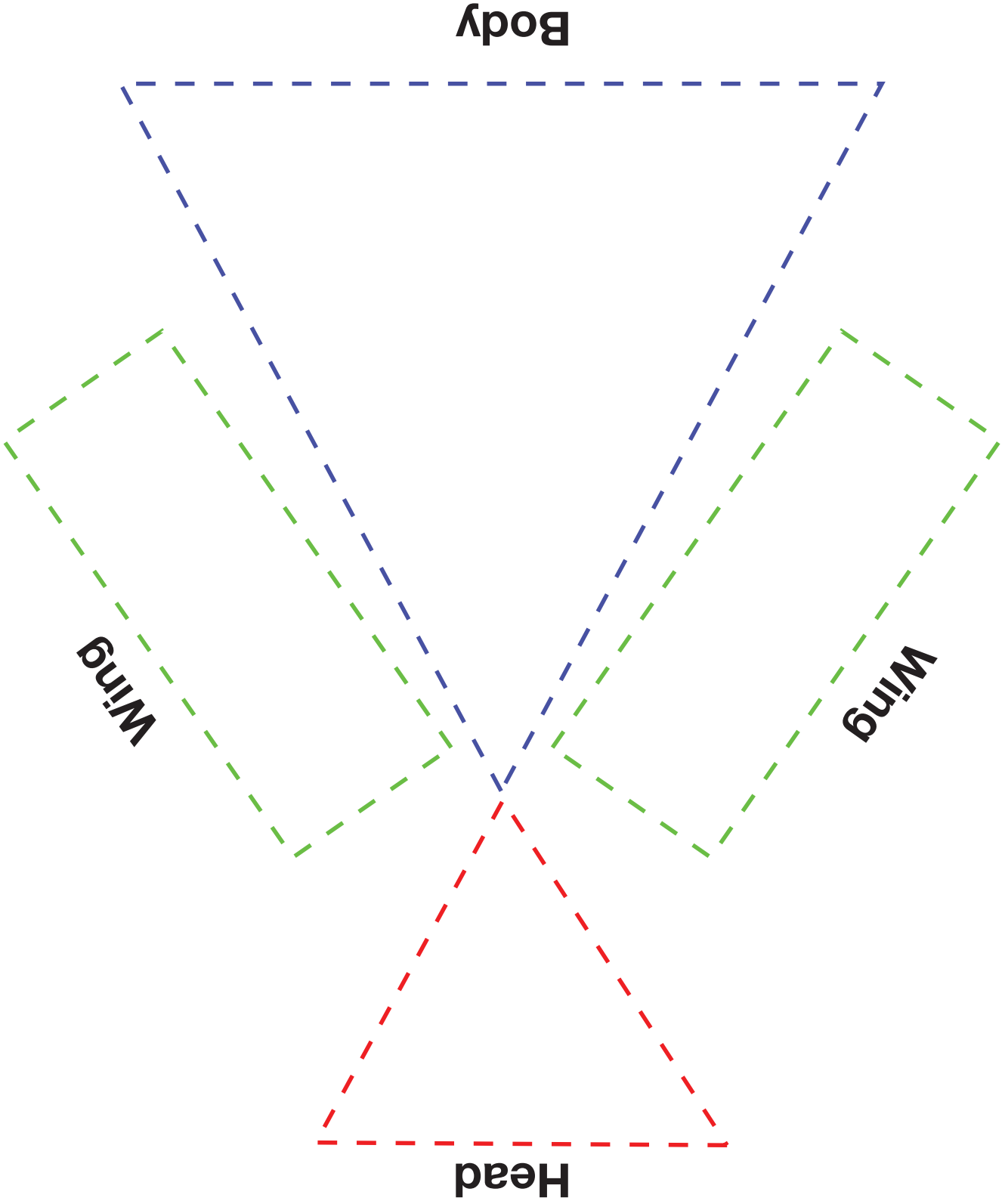
Read the questions. Fill in your answers. Your home visitor will talk with you about these soon.

Parent Name: _____ Child's Name: _____

Date: _____

Family Feedback

HIPPY FOR LITTLE LEARNERS: WEEK 24



Activity Sheet 1: Language and Literacy – Are You My Mother?

HIPPY FOR LITTLE LEARNERS: WEEK 25



What changes have you noticed in your child's language and vocabulary?

What activity did you both like the most this week?

How well is your child doing using small objects and coloring with crayons? Are they getting better? Do they like using crayons and markers?

these soon.

Read the questions. Fill in your answers. Your home visitor will talk with you about

Parent Name: _____
Child's Name: _____

Date: _____

Family Feedback

HIPPY FOR LITTLE LEARNERS: WEEK 25



<p>6.</p> 	<p>1.</p> 	<p>5.</p> 
<p>7.</p> 	<p>2.</p> 	<p>4.</p> 
<p>8.</p> 	<p>3.</p> 	<p>9.</p> 



Activity Sheet 2: Think and Explore – Exploring

HIPPY FOR LITTLE LEARNERS: WEEK 26



Activity Sheet 3: Think and Explore – Exploring

HIPPY FOR LITTLE LEARNERS: WEEK 26



Activity Sheet 4: Think and Explore – Exploring

HIPPY FOR LITTLE LEARNERS: WEEK 26





Activity Sheet 5: Think and Explore – Exploring

HIPPY FOR LITTLE LEARNERS: WEEK 26

Do you or other family members play board games with your child? If so, what are they?

What do you think your child learned from the book, *Are You My Mother?*

Why do you think this is an important skill to learn?







How comfortable are you letting your child use scissors?

Read the questions. Fill in your answers. Your home visitor will talk with you about these soon.

Parent Name: _____
Child's Name: _____

Date: _____



 <p>Sheep</p>	 <p>Duck</p>
 <p>Dog</p>	 <p>Cat</p>
 <p>Cow</p>	 <p>Hen</p>



Pond



Frog



Jungle



Lion



Pig Pen



Pig



Activity Sheet 3: Think and Explore – Who Lives Where?

HIPPY FOR LITTLE LEARNERS: WEEK 27



Nest



Baby Bird



Barn



Cow



Dog House



Dog



Activity Sheet 4: Think and Explore – Who Lives Where?

HIPPY FOR LITTLE LEARNERS: WEEK 27



What surprised you, good or bad, about your child's ability to finish the activities this week?

Was there an activity this week that your child had problems with?

What are some of the ways you have created a learning environment in your home?

Read the questions. Fill in your answers. Your home visitor will talk with you about these soon.

Parent Name: _____ Child's Name: _____

Date: _____

Family Feedback

HIPPY FOR LITTLE LEARNERS: WEEK 27

Have you noticed any changes in your child's attention span these last few weeks?

What did your child like about the activities for the circle and square days?

What did you find was different about this book from the other HIPPY books you have read?

Read the questions. Fill in your answers. Your home visitor will talk with you about these soon.

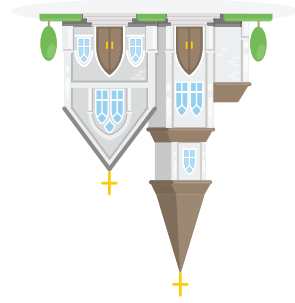
Parent Name: _____
Child's Name: _____

Date: _____

Ice Cream Truck



Church




Town



Bus



Pond



Door




Park



Lights



Store



Wipers






Horn




Wheels









What is one thing you learned about your child or yourself this week?

Why do you think it is important for your child to act out the story?

What did you like best about the shopping activities?


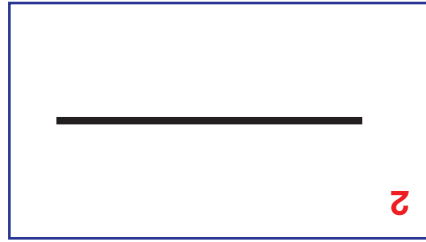
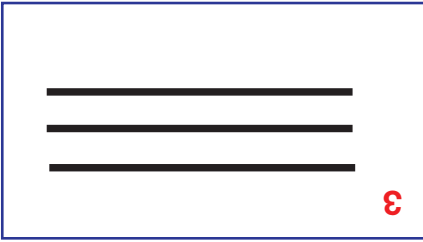
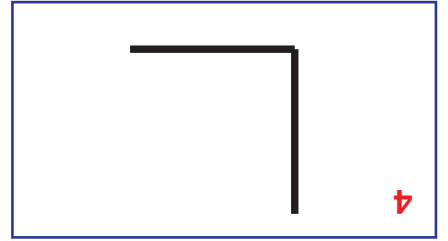
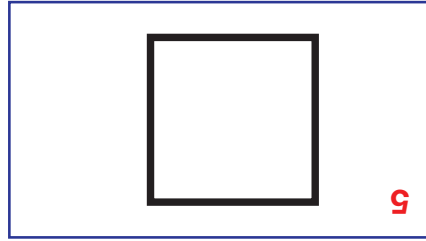
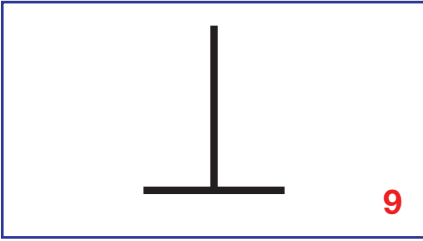
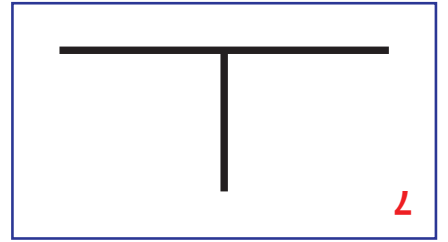
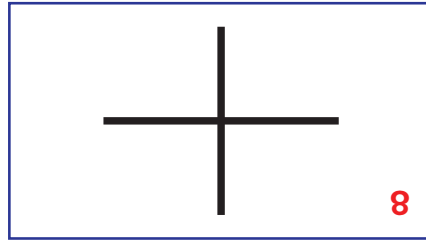

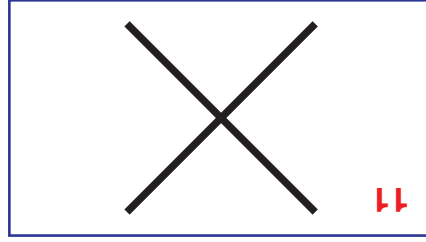

Read the questions. Fill in your answers. Your home visitor will talk with you about these soon.

Parent Name: _____ Child's Name: _____

Date: _____

Family Feedback

HIPPY FOR LITTLE LEARNERS: WEEK 29



You have completed HIPPY For Little Learners with your 2 year old. Are you looking forward to using new HIPPY activities and storybooks next year with your 3 year old?

What are some things that could be improved?

As you look back at the 30 weeks of HIPPY visits and activities, what are some of your favorite parts?

Read the questions. Fill in your answers. Your home visitor will talk with you about these soon.

Parent Name: _____
Child's Name: _____

Date: _____

Family Feedback

HIPPY FOR LITTLE LEARNERS: WEEK 30